

SOCIAL SUPPORT



LUBBEN SOCIAL NETWORK SCORE



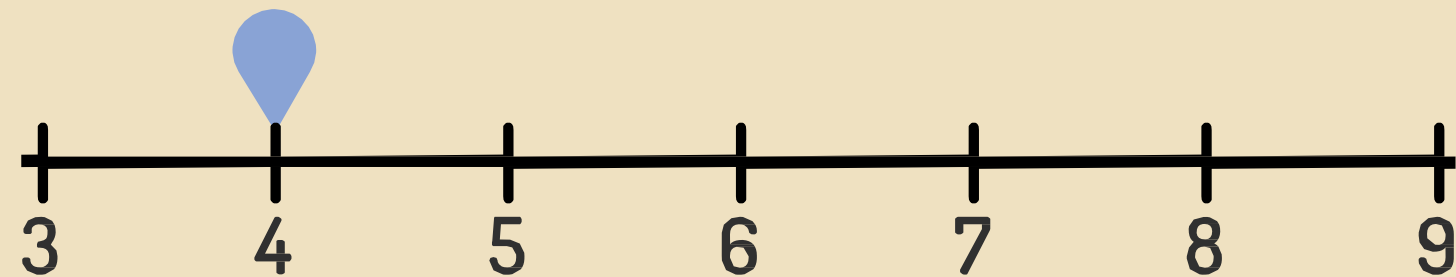
The mean Lubben Social Network score for Allegheny County older adults was 17.9 (potential range 0 – 30), a **moderate score**.

NEGATIVE/CRITICAL INTERACTION SCALE



The mean negative / critical interaction scale score was 4.5 (potential range 4 – 12), which is **very low**

UCLA LONELINESS SCALE SCORE

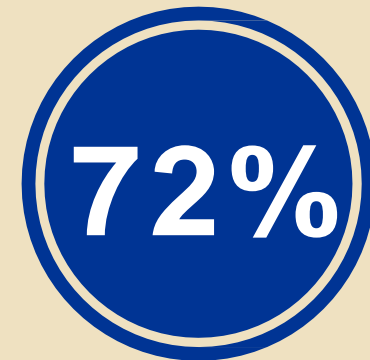



The mean UCLA loneliness scale score was 4.0 (potential range 3 – 9), a **very low score**

Older adults in Allegheny County

SOCIAL SUPPORT

SATISFACTION WITH HELP FROM FAMILY



Very satisfied



Somewhat satisfied

CHANGES OVER TIME

Overall, satisfaction with social support from family and friends has remained relatively stable



2014

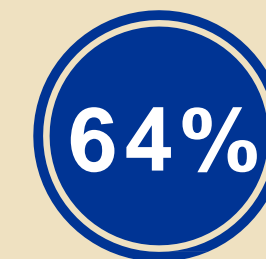
Blacks with social support



Mean score on the negative / critical social interactions scale



Negative/critical social interaction score for Blacks



2022

Blacks with social support



Mean score on the negative / critical social interactions scale



Negative/critical social interaction score for Blacks